



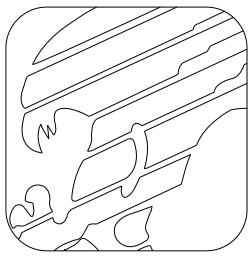


minky <small>homecare</small>	Print Specification
Product:	Iron Holder
MRB Number:	N/A
Product Code:	VH80900108
Barcode:	5010353322556
RAW Material Code:	XXXX
Cutter Guide:	Cut  Fold  Seal Area 
Printed on:	590um FBB
Finish:	Gloss UV Varnish
Colour Process:	5 Colours
	



FALCONER
PRINT & PACKAGING LTD

falc ref : 24201
material : 590um FBB

print side up
cutter profile not to be altered

<<< GRAIN >>>

650.5

183


sureGRIP STRONG & SECURE

Assembly
Prior to fixing the Iron Holder always check that there are no pipes or cables hidden on, in or behind the selected surface. Make sure that the chosen surface is suitable for supporting the Iron Holder. The fixings supplied are suitable for solid walls and doors only. If in doubt about the suitability of the surface, the fixings required, or how to attach the Iron Holder, then a professional tradesperson should be consulted.

- Find a suitable place to mount the Iron Holder.
- Holding the Iron Holder in position, use one of the screws provided to mark the three fixing points on the wall or door.
- Drill three holes where marked using a 5mm drill bit to a depth of 40mm for wall fixing or 2.5mm pilot hole for door fixing.
- For wall fixing, place three wall plugs provided in the holes.
- Align the Iron Holder with the holes and screw in position using screws provided.
- Unclip the **sureGRIP** strap on the right hand side and sit iron in the holder.
- Place the strap around the main body of the iron, adjusting the length of the strap on the left hand side if required, and securely fasten into place.
- If the strap is not secure, simply adjust on the left hand side.

Note: For maximum security ensure the **sureGRIP** strap is clipped in place every time the iron is being stored, especially when door mounted. Check the iron is secure before moving the door and leaving unattended.

- Cable storage is provided in the recessed section behind the Iron Holder. Simply wrap around securely ensuring no cable is left hanging. Please retain this information for future reference.



WARNING: Always ensure that the cable from the iron is wrapped around the Iron Holder and not left hanging. Hot irons should always be treated with caution. Keep out of reach of children.


sureGRIP STRONG & SECURE
IRON HOLDER



HEAT RESISTANT

Safely stores iron when cooling down
Wall or door mounted

ONE SIZE FITS ALL


Heat Resistant
Store your iron immediately after use.


Safe Storage
sureGRIP strap secures iron in position.


Cable Storage
Simply wrap around securely.


sureGRIP STRONG & SECURE



The Minky **sureGRIP** Iron Holder is made from heat resistant nylon and silicone which can withstand high temperatures. Simply unplug your iron after use and it can be stored immediately in the Iron Holder for extra security and peace of mind. The **sureGRIP** Iron Holder has been designed to fit all popular domestic steam irons.

- Safely stores iron when cooling down after use.
- Can be wall or door mounted.
- Fits all popular domestic steam irons.
- sureGRIP** silicone strap is adjustable and simply clips in place for maximum security.
- Cable can be wrapped around the rear of the holder for ease and safety.
- Neat and tidy storage solution for steam iron.
- Easy and secure installation. Fixings included - 3x screws and wall plugs.

WARNING: This Iron Holder is designed to allow domestic steam irons to safely cool down after use. To avoid flammability hazards do not store the iron when switched on or heating up.

This product has been designed and manufactured to the high standards you would expect from Britain's leading producer of homecare products. This product is guaranteed for a period of 1 year from date of purchase against all manufacturing defects, subject to correct installation (if appropriate) and normal domestic use. Please retain a valid receipt as proof of purchase. Full details of this limited guarantee are available on our website or through our customer helpline. Your statutory rights are not affected.

To contact us please call our customer helpline on **0330 00 22 555** or e-mail us at **support@minkyhomecare.co.uk**

Minky Homecare, Vale Mill (Rochdale) Ltd, Robinson Street, Rochdale, OL16 1TA.

PL Innovation GMBH, HauptstraBe 103, 53619, Rheinbreitbach, Germany.

minky Minky Logo and Minky are Trademarks of Vale Mill (Rochdale) Ltd.

Like us on Facebook & follow us on Instagram & TikTok


@minkyhomecare





5 010353 322556 >

Made in the UK

150

168

275