

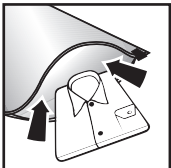
420mm

30mm

295mm

325mm

Product Usage:



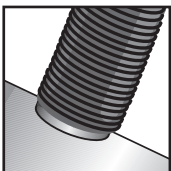
1. Open the bag by gently pulling apart from the centre of the seal. Place the items for storage inside the bag, ensuring that all clothes and textiles are completely dry and that any zips and buttons are tucked within the clothing item.



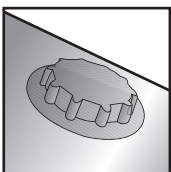
2. Close the bag by using the slider, and running your fingers firmly along the seal.



3. Remove the safety cap and place your vacuum cleaner hose carefully over the valve.



4. Turn on your vacuum to remove all excess air.



5. Replace the cap securely. Should the bag re-inflate, check the seal and repeat the process.



6. To remove your clothes and textiles from the sealed bag, carefully pull apart the seal from the centre. Try not to damage the seal as the bag is reusable.

Vale Mill (Rochdale) Ltd,
Robinson Street, Rochdale, OL16 1TA.
Customer Helpline: 01706 716114/118
E-mail: info@minky.co.uk
Website: www.minky.co.uk

Please retain this information
for future reference.



Made in China

Sunshine

Vacuum Storage Bag

- Durable and reusable
- Protects clothes and textiles from moisture, mildew and water
- Ideal for storing: sweaters, winter coats, bedding, towels and much more

Save up to
70%
storage
space!



Approx size: 60cm x 80cm

Sunshine

Vacuum Storage Bag

- Durable and reusable.
- Protects clothes and textiles from moisture, mildew and water.
- Ideal for storing: sweaters, winter coats, bedding, towels and much more.

Save up to
70%
storage
space!

Product Care:

- Keep vacuum bag away from sources of heat and fire.
- Do not overfill.
- Keep away from sharp objects.
- Ensure all clothes and textiles are completely clean and dry before filling the vacuum bag.
- Take extra care when storing items that contain zips, buttons and buckles.

Approx size: 60cm x 80cm

Warning: To avoid danger of suffocation
keep this bag away from babies and children.

10mm

100mm

200mm

100mm

10mm