

111mm

113mm

111mm

106mm

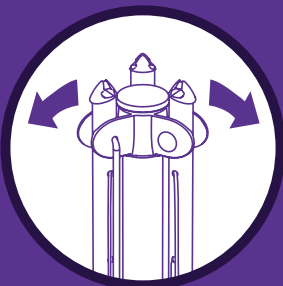
Peel back for installation instructions

INDIVIDUALLY STRUNG LINES

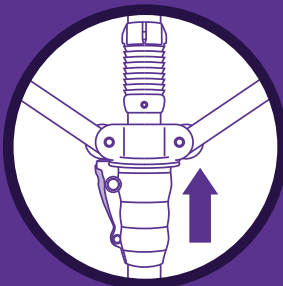


Helps prevent tangling and
keep lines taut in use.

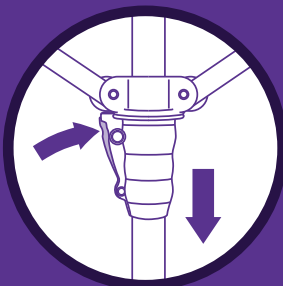
USAGE INSTRUCTIONS



Unclip the arms
before use.




Slide the grip
handle on the airer
upward over the
teeth of the ratchet
to achieve the line
tension desired.



To close the airer,
depress the trigger
and gently slide the
grip handle down
the centre pole.
Clip arms to the
centre pole.

230cm diameter



SAFETY FIRST: To avoid
danger of suffocation keep
this wrapper away from
babies and children.

Our guarantee to you

Guaranteed for 3 years. This guarantee is limited.
Retain your receipt as proof of purchase. Full
details are available on the Minky website or on
request through our customer helpline number.
Your statutory rights are not affected.

Please retain this information for future reference.

Minky Minky Logo and Minky are Trademarks
of Vale Mill (Rochdale) Ltd.
Patent 1538254.

To contact us please call our customer
helpline on 01706 716114/118 or e-mail
us at info@minky.co.uk.

Minky Homecare, Vale Mill (Rochdale) Ltd,
Robinson Street, Rochdale, OL16 1TA
www.minky.co.uk



BY APPOINTMENT TO
HER MAJESTY THE QUEEN
MANUFACTURERS OF CLEANING
& LAUNDRY PRODUCTS
VALE MILL (ROCHDALE) LTD
TO MINKY (LANCASHIRE)



BY APPOINTMENT TO
HIS PRINCE OF WALES
MANUFACTURERS OF CLEANING
& LAUNDRY PRODUCTS
VALE MILL (ROCHDALE) LTD
TO MINKY (LANCASHIRE)

Minky

EXTRA BREEZE

3 Arm Rotary Airer with Extra Weather Protection

**NO
TANGLE
STAY TAUT
LINES**

EASY
Push to lock tensioning
SIMPLE
One finger
trigger release
SAFE
Fully enclosed mechanism

40m
Line length



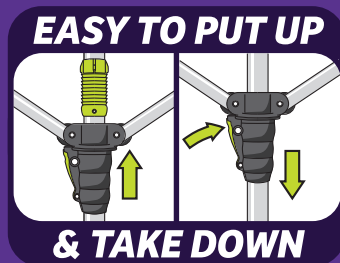
**EXTRA WEATHER
PROTECTION**

**GALVANISED DOUBLE
COATED ARMS**



GROUND SOCKET

INCLUDED



**EASY TO PUT UP
& TAKE DOWN**



**3
YEAR
GUARANTEE**

3 Arm Rotary Airer
with Extra Weather Protection

EXTRA BREEZE

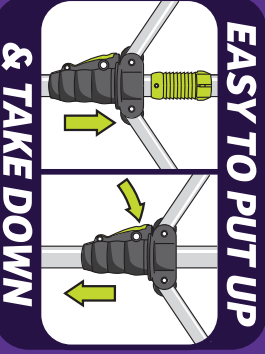
Minky

EASY
Push to lock tensioning
SIMPLE
One finger
trigger release
SAFE
Fully enclosed mechanism

**NO
TANGLE
STAY TAUT
LINES**

**3
YEAR
GUARANTEE**

40m
Line length



**EASY TO PUT UP
& TAKE DOWN**

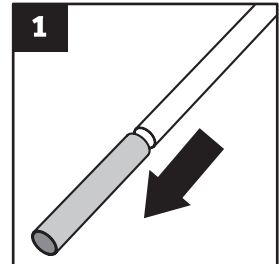


**EXTRA WEATHER
PROTECTION**

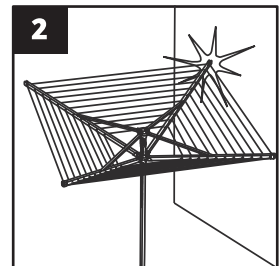


**GROUND SOCKET
INCLUDED**

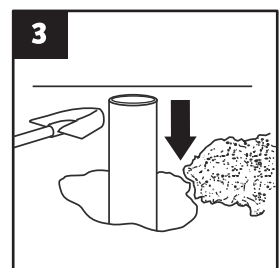
INSTALLATION INSTRUCTIONS



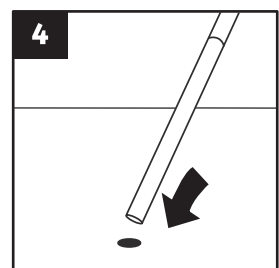
Remove the ground socket from
the centre pole.



Find sufficient room for the airer to
rotate completely.



Install the ground socket securely into
the ground. Note: The ground socket
should be installed using concrete
(not included); a fence post mix is
ideal. Make sure the top of the ground
socket is flush with the ground.



Once the concrete hardens, insert the
airer assembly into the ground socket.

WARNING!

This item is heavy. Take care during
installation. If in doubt, consult
a builder for professional help.
This is not a toy. Children should not
play unsupervised near this product.
When not in use store safely out of
reach of children.
Ensure support for the airer is securely
fixed in the ground and supports the
airer in an upright position.
Maximum Load 40kg. Load and
unload evenly. Take care when
opening and closing the item to avoid
trapping fingers.
Please retain for future reference.

GLUE STRIP

460mm

441mm